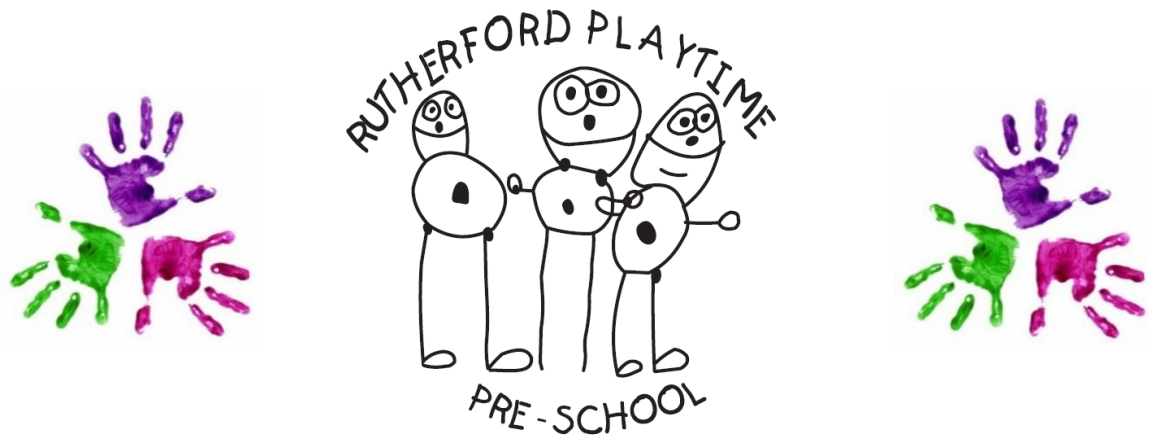


Rutherford Playtime Preschool



Term 2 Newsletter 2019

(April, May, June)



Term 2 is here! This term we have been focusing on National quality area 5 – Relationships with children.

Now offering “HALF DAYS” Make the most out of your Child Care Subsidy. Only get 24 or 36 hours of care? Well now you can use 6 or 7 hour days to spread your hours over more days. Come and ask!

_Like us on Facebook for photos, the latest news as well as upcoming events.



Like us on
Facebook

<https://www.facebook.com/rutherfordplaytimepreschool>

..Upcoming Events..

NAIDOC week

All week event - 8th – 12th July

The School Dentist

Friday 9th July

Book week dress up

All week event – 20th – 24th August

School Photos

Tues 27th, Weds 28th & Thurs 29th August

Grandparents morning tea

Friday 20th September

Important Reminders *****

On arrival, please make sure you **put your child's belongings** in a **locker in their room**. Please make sure you **sign your child in** and could all families please **let an educator know their child is here.**

- Make sure you pack extra clothes for your child.

Sick child – Please leave your sick child at home and a reminder of our policy you will need a doctors certificate to return to care.

Good for Kids Healthy snack ideas –

Looking for a healthy, kid-friendly snack idea?



Breakfast egg cups

For a warm and tasty breakfast or snack.

Drinks: please only pack water or milk for your children. We always have water available. Juice/cordial will be replaced with water so save your pennies and don't send it. Give your kids the best start in life

INGREDIENTS

1 none cooking spray
6 large egg
1/4 cup milk
1/8 teaspoon salt
1/8 teaspoon black pepper, ground
1 medium capsicum, red
3/4 cup spinach
1 zucchini grated
1 carrot grated
1 ounce cheddar cheese

METHOD

Spray a muffin tin with cooking spray and set aside. Preheat oven to 180C.

Whisk the eggs and milk together in a bowl. Season with salt and pepper.

Dice the capsicum small pieces. Stack the spinach leaves, roll them up, and slice them thin.

Add the capsicum, spinach, grated carrot and zucchini and shredded cheddar to the egg mixture.

Fill muffin cups 3/4 full and bake for 20-25 minutes until centres are set and no longer runny.



Active Kids Voucher!

The NSW Government is helping kids get active with the Active Kids program.

The Active Kids program provides two \$100 vouchers for parents, guardians and carers of school-enrolled children to use towards sport and active recreation costs each year.

From 1 July 2019, parents, guardians and carers can apply for the second \$100 Active Kids voucher.

Voucher 1 is valid January to December and Voucher 2 is valid July to December. Follow this link for more details.

<https://www.service.nsw.gov.au/transaction/apply-active-kids-voucher>

Family and Community

What's on in Maitland!

Baby book club – Is a fun program from stories, songs and rhymes for your little ones, suitable for ages 0-2 years. At Rutherford Library every Monday at 10am. Check out maitlandlibrary.com.au for all session times.



Aroma Coffee & Chocolate festival. Free entry, entertainment. Come along to Maitland Aroma on 10th and 11th August 2019 and enjoy the best coffee and chocolate the

Hunter has on offer. Experience live demonstrations from the Hunter's best baristas or sit back and enjoy one of the talented local singers.



What's on at the levee

www.theleveemaitland.com.au



The Levee One Day Sale
Don't miss The Levee One Day Sale on Saturday 29 June 2019, 9.00am to 3.00pm. With great offers, an array of discounts, plus your chance to go into the draw to win a \$2,500 shopping spree by spending over \$20.00 in participating stores, this is One Day you don't want to miss.



After Dark - Winter Solstice

On Saturday 22 June we're warming the streets at The Levee, to celebrate the Winter Solstice with fire, intrigue and surprise.



The best way to start your weekend

On the third Friday evening of the month, The Levee comes to life with a live music act. Grab a bite to eat at the many options within the precinct, relax with friends, unwind and let the music ease you into a weekend state of mind.

Staff Information

One Minute with Miss Maddy

Miss Maddy is our Preschool room assistant (4-5yrs). Not to be confused with our wonderful Miss Maddy in the nursery room. She started with us last month as a trainee and is working towards her certificate III in children's services.

Miss Maddy is 18 years old, she lives at home with Her Mum, Dad and 2 brothers Archie and Charlie. She has a huge passion for CrossFit which she does with Miss Emma she also likes cooking. Her favourite colour is Blue and her favourite food is spaghetti 😊



Miss Sara our Toddler room leader will be going on 12 month maternity leave from the 1st of July.


Our Educators We have welcomed Miss Chloe to our team. She will be a floater educator and will be undertaking her Certificate III in children's services.

- We do partnership with hunter Tafe and have student regularly attend our service

Updated policies

Interaction with children policy

Message from our Preschool Room.



April and May brought great excitement with the delivery of the Henny Penny Hatchlings.


The preschool children had the opportunity to observe, investigate and care for little baby chicks close up as well as watch them hatch out of their eggs. This experience sparked great interest in chickens and how they grow. The children used research, prior knowledge, creative experiences and our very own chickens at the centre to guide investigation of such questions as “How do chickens grow feathers?”, “How do chickens hatch out of their eggs?” and “How do chickens lay eggs?”.

Inspired by their investigation of chickens the preschool children become interested in what other animals also laid eggs. Together the children used technology and factual books to research and guide group discussions about various animals and were able to categorize them into animals that lay eggs and those animals that do not. Through their investigations the children were able to discover that most reptiles lay eggs. The Children were very excited to have the opportunity to get up close and personal with these reptiles they had be learning about with a visit from the Reptile show. The children had the opportunity to share their knowledge of such reptiles as snakes and lizards and to learn new facts about these animals.

The preschool room children have also been busy participating in and learning about community celebrations such as Easter hat parade , ANZAC day, PJ week and most importantly went on our first excursion to the local park giving the preschool room children an opportunity to explore their local community

surroundings beyond the preschool gates. Miss Emma and Miss Maddy ! 😊





Message from our Toddler Room.



What a fantastic time we have been having in the toddler room; playing, exploring and learning!

The Toddlers have been doing a lot of learning these past few months. In April our focus was on food. The children learned about healthy and unhealthy food. We turned our home corner into a café, where the children sold and ate café food. The Toddlers also painted and drew food, as well as doing some cooking activities with the educators.

The interest in food evolved into wanting to find out where our food comes from. We then started learning about seeds and plants during the month of May. The children planted their own seeds and watched as some grew and others did not. We're very excited that we got to transplant some of our snow peas into a bigger pot. During May we also had a visit from the hatch and grow chicks. This tied in very well with the children's interest in growth.

Now that it is June the Toddlers are eagerly engaging in construction in various forms. They use their fine motor skills and hand eye coordination as they create buildings, vehicles and other objects with mobilo, duplo and lego. They also have started displaying and developing their creativity through construction with recycled materials.

We look forward to seeing what the rest of the year brings for the children.

Miss Brooke and Miss Emily!! 😊

Toddler room photos



Toddler Photos



Message from our Tweenie Room.



It's been a wonderful couple of months down with our tweenie children as they learn, grow, explore and engage within their learning environment!

Here's a little rundown of the past three months of learning that has been happening with our Tweenies.

Throughout the months of April and May 2019, the Tweenie children were provided with the opportunity to further explore and develop upon sensory exploration, as well as their five senses (taste, smell, what they can sight, hear and feel exploring a range of different textures). This was decided as this month's topic as the children have been recently expressing a great amount of interest and actively engaging themselves within a variety of sensory experiences, such as exploring our sensory bottles in the room, cloud dough, making and exploring play dough, scented finger painting, bubbles, exploring slime, foam, water and sand play, as well as a sensory taste testing, which provided the children the opportunity to taste and explore the different flavours and textures of a variety of foods and condiments, which they may or may not of consumed or explored before, such as vegemite, lemon, lime, marshmallows, a variety of biscuits, cheese and fruits and vegetables, such as bananas, grapes, strawberries, rockmelon and carrot. The children demonstrated lots of interest in engaging apart of these sensory experiences alongside their room peers and educators as they actively communicated using verbal and non-verbal forms of communication.

Throughout the month of June 2019, the Tweenie children have shown a great amount of interest in animals through observing their play and through planned group experiences. The children have been participating in engaging experiences, such as interacting with Rutherford Playtime Preschool's baby chickens, and transitioning and introducing the centre's fish from the Toddler Room into the Tweenie Room, which the children seemed very excited about. The children have also been expanding their knowledge and interest in animals by looking at animal cards with Miss Vicky and Miss Sophie during group time, exploring what animals are on the visual cards and what sounds that they make, as well as looking at videos of animals using our technology. We also set up in our rooms environment a 'Tweenie Zoo' corner in the room, setting up sensory experiences, such as washing the zoo animals with shaving foam, mud, dirt and water, hiding the farm animals in rice sensory tubs and giving the children the opportunity get involved to help dig out and rescue the animals. During group times the children particularly showed interest in singing along to songs of interest like 'Baa Baa Sheep', 'Tiny Tim the turtle', 'Incy Wincy Spider', 'Five little ducks', as well as 'Old MacDonald had a farm', using animal puppets and reading along to the children's favourite animal stories, such as 'There's a hippopotamus on our roof eating cake', 'Where is the green sheep?', 'Fidgety fish and friends', 'Who saw turtle?' etc., during group times.

Miss Vicky and Sophie!!! 😊

Photos from our Tweenie Room Friends!



Tweenies
Photos



Message from our Nursery Room.



It has been an absolutely amazing adventure-filled 3 months in the nursery, with so many different and engaging experiences happening in the room.

In March, the nursery children participated in charity events, red nose day and crazy hair day with great commitment. Our monthly topic for March was music, which we integrated into Harmony week where the children learnt about different cultures.

Monday we learnt about the Irish culture, due to St. Patrick's Day. We painted green shamrocks on our cheeks as an Irish symbol of luck, engaged in some creative green collage and cooked up some yummy pancakes for afternoon tea. **Tuesday** we celebrated Indian culture, dressing up in the traditional cultural dress of sari's and bindi's and learning some Indian dance moves via YouTube. **Wednesday** was Mexican day, as we combined it with our scheduled Mexican nacho lunch, dressed up in ponchos and sombreros and even painted large Mexican moustaches on our faces. We also made our own Mexican maracas using recycled drink bottles and pasta to create our own mariachi band, playing along to some traditional Mexican music. **Thursday** was officially Harmony day, so all the children in the nursery dressed up in orange as a symbol of unity. We played some team games including balloons and even created some orange paintings using cotton tips. **Friday** we learnt about "Vaffeldagen" a Swedish festival celebrating waffles. Miss Maddy brought in her waffle maker and the children helped measure, pour and stir the ingredients to make some delicious waffles for afternoon tea, while we listened to some Swedish music.

April was all about Easter! Our focus in the nursery for April was creative craft, allowing the children to explore and get involved in some unique art experiences. Some of these included stamper paintings, marble rolling, feather painting, bare feet "bunny hopping" and egg rolling art, where the children stood at the top of the slide and rolled hard-boiled eggs that had been dipped in paint, down the slide creating a fabulous artwork.

May started off with a visit from Henny Penny hatchlings, where the children were able to watch chicks hatch from the eggs in the incubator. The nursery children loved visiting the chicks enclosure and counting the chicks as the numbers increased throughout the first week. In the second week, we brought a chick into the room to hold, pat, watch and listen too. It was an eye-opening experience for many of the children, learning to be gentle, patient and brave.

With this new interest in live animals, we began our pet's topic. During this topic, the children were provided with opportunities to engage with some real live animals in the form of Miss Tahlia's kitten 'Lion', Miss Sandra's dog 'Booty', Miss Tam's parrot 'Rubble' and her rabbit 'Stardust'. It was lovely to see the children looking forward to seeing the pets each day and learning to treat them with respect as well learning about what pets need to survive and feel loved.

Thankyou everyone for contributing information about your pets, our pet display looks fantastic and is still growing every day, only now with photos of your pets!

World Turtle day was celebrated in the nursery during May, which we commemorated by reading "Turtle tricks", singing 'Tiny Tim', playing with some turtle toys and painting our very own egg carton turtle shells.

The nursery room also had the opportunity to participate in the National Simultaneous Storytime this year, joining children in schools across Australia in reading "Alpacas with Maracas"

Miss Tam and Miss Maddy 😊

Nursery Room Photos ☺



