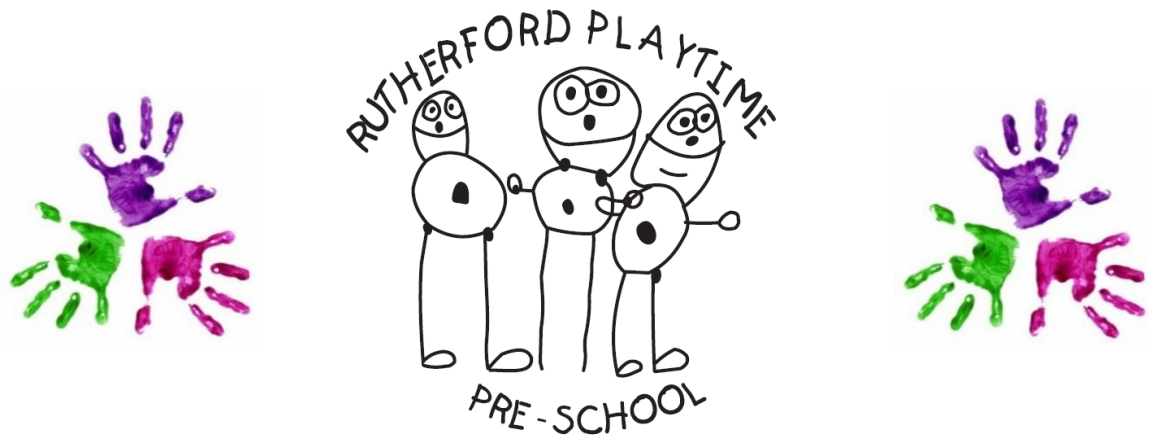


Rutherford Playtime Preschool



Term 3 Newsletter 2023

(July, August, September)



Term 3 is here! The sun shining and our Playtime friends have been making the most out of the beautiful weather.



Artwork: 'Heart of a child' by Lara Went Worimi Artist.

Reminders

- Please bring a drink bottle with your child's name on it. (water only)
- Please also remember to pack multiple changes of clothes for your child. Shorts, undies, pants, T-shirts.



Facebook Page.

Like us on Facebook for photos, discounts and the latest news as well as upcoming events.



<https://www.facebook.com/rutherfordplaytimepreschool>

..Upcoming Events..

Fathers day morning tea

Monday 4th September

Grandparents morning tea

Thursday 15th September

Book week dress up

All week event 21st - 25th August

2023 Daycare/Preschool Photos

Your centre's photo days are:

6th, 7th & 8th September

To view packages we offer and to place your order please visit

www.newcastleschoolportraits.com

and enter your shoot code:

330340








To avoid a late fee, please order prior to photo day.

Payments can be made online via Paypal, Mastercard or Visa.

Family packages are available online but must be ordered by 9pm the day before your centre's first photo day.



**EXCLUSIVE PACKAGES
AVAILABLE ONLINE**

Qty Ordered <input type="checkbox"/>	A Pack \$72		8x10" Room Composite Colour 1-(5x7") 2-(2.5x3.5") 4- Wallets with an extra set in B/W & a 8x12" Enlargement and a Free low res Digital Image of Individual.
Qty Ordered <input type="checkbox"/>	B Pack \$50		8x10" Room Composite Colour 1-(5x7") 2-(2.5x3.5") 4- Wallets with an extra set in B/W & a 8x12" Enlargement and a Free low res Digital Image of Individual.
Qty Ordered <input type="checkbox"/>	C Pack \$42		8x10" Room Composite 1-(5x7") 2-(2.5x3.5") 4- Wallets with an extra set in B/W & a 8x12" Enlargement and a Free low res Digital Image of Individual.
Qty Ordered <input type="checkbox"/>	D Pack \$25		8x10" Room Composite There are no individual photos in this pack.
Qty Ordered <input type="checkbox"/>	E Pack \$29		8x10" Room Composite 1-(5x7") 2-(2.5x3.5") 4- Wallets with an extra set in B/W & a 8x12" Enlargement and a Free low res Digital Image of Individual.
Qty Ordered <input type="checkbox"/>	FAMILY A \$33		8x10" Room Composite 1-(5x7") 2-(2.5x3.5") 4- Wallets with an extra set in B/W & a 8x12" Enlargement and a Free low res Digital Image of Individual.
Qty Ordered <input type="checkbox"/>	FAMILY B \$43		8x10" Room Composite 1-(5x7") 2-(2.5x3.5") 4- Wallets with an extra set in B/W & a 8x12" Enlargement and a Free low res Digital Image of Individual.

Newcastle School Portraits

Capturing your memories for over **30 Years**

e: admin@newcastleschoolportraits.com


w: www.newcastleschoolportraits.com

a: 21 Broadmeadow Rd, Broadmeadow 2292

p: 4965 4114

Good for Kids Healthy snack ideas –

Looking for a healthy, kid-friendly snack idea?



Easy Peanut butter/ Nutella banana snacks !!!

For a super healthy and tasty snack perfect for the warmer weather.

INGREDIENTS

- 1 medium banana
- 4 tsp. natural peanut butter or Nutella
- Healthy toppings (shredded coconut, dark chocolate chips, blueberries, etc.)

METHOD

1. Peel banana and cut in half, then cut in half again lengthwise.
2. Spread each banana piece with 1 tsp. peanut butter, or Nutella.
2. Sprinkle with healthy toppings of your choice.
Coconut, choc chips, Strawberries, Blueberries.

Good for kids
good for life



Family and Community

What's on in Maitland!



Circus Rio Carnival is coming to Newcastle.

<https://circusrio.com>

Check out

<https://www.thelevee.com.au/whats-on/>

For all local events at the levee and what's happening in the local community.

Approved Provider update

Playtime OOSH is getting closer! We are looking to open a 25 place OOSH service in our new building and are starting to take expression of interest. We are excited to expand and work collaboratively and improve our service. Keep an eye out on our Facebook for more updates.

Staff Information

One Minute with Miss Hayley!

Miss Hayley is our new assistant Director. She works Monday to Thursday working both on and off the floor. Hayley brings a wealth of knowledge to our team with over 8 year experience in the industry. She holds her Diploma in Early Education and care.

“The Horsie song” is her favourite song to sing with our Playtime friends”

Miss Hayley has an amazing husband Joey and a beautiful 7 year old son Joseph 😊 On the weekends she like spending time with her family, going to the beach or just relaxing. Her favourite colour is Pink and her favourite food is Sushi 😊 mm mmmmmm.



We welcomed Miss Candy to our team,
she is our New Toddler room leader 😊

We also welcomed Miss Bella she will be a
floater trainee across all rooms.

Miss Hayley is our new assistant Director.

Policy updates

**Incident illness and
emergency
treatment**

**Behaviour
management**

Message from our Preschool Room.



This Term the preschool children have continued to focus on our school readiness and our monthly topics.

For the month of July the preschool children focused on the topic transport. The children found this topic extremely fun and engaging. The children engaged in many experiences ranging from creating different transportation vehicles with different materials. The preschool created trains with sponges, hot air balloon finger painting, open ended tractor painting and much more. During our transportation topic the children have had many discussions with their teachers regarding road safety and different transportation vehicles.

For the month of August the children have been focusing on The human body during the first half and Space during the second half. The human body topic came from the children's interest during our dramatic play doctors surgery. The children have engaged in many craft activities ranging from building the digestive system, the skeletal system craft, eyeball plates, making lungs out of crate paper and much more on our human body wall displayed in the preschool room. The preschool children have been involved in many discussions about the human body and lots of different experiences. the preschool children enjoyed outlining our bodies with our block corner blocks, making a human body diagram poster, our human body puzzle and much more. we also had a visit from Margo the dentist with many different dental experiences and formation for the children.

For the second half of august the children are engaging in our space topic coming from the children interest in the planet song. This month the children will be engaged in many different craft activities and many different experiences. The children have created mini asteroids out of aluminium foil and have used their asteroids to stamp ome paint and create a moon! The children have been having lots of fun throughout his topic and are excited to see what more is to come!



For our next monthly topic in September! 5e children will be focusing on farm and the five senses. The children will be engaged and enjoy many different experiences during the month of September. We will be focusing a lot of experiences on our 5 senses touch, taste, sight, feel, and hear. We are so excited to show you our finished experiences!

We have been strongly focusing on our school readiness program, learning to write our name, numbers, order, sequence and learning to count 1-20. As part of our school readiness program we have also been learning about shapes and colours, identifying the different names of each shape, tracing them and matching them together. We have engaged in colour recognition, colour matching and learning how to make different shades of each colour, while also identifying primary and secondary colours.

Children's voices are very important and providing opportunities to allow children to be able to express their ideas, suggestions and thought processes promotes children to feel valued, independent and have ownership over their environment. It allows them to make choices and decisions in matters which affect them and therefore prepares them to cope in social situations. Our preschool learners have been expressing their ideas about what activities they would like set up, songs they would like to sing and what resources they would like in specific areas.

Miss Khloee and Miss Mia! 😊

Preschool Photos ☺



Message from our Toddler Room.



During the month of July the toddler children explored their feelings and emotions.

The children participated in experiences that explained their feelings, also gained knowledge on why they feel the way they do and discovered ways in which they can calm their big feelings.

We read books such as the little spots of emotions book set and the feelings monsters which allowed the toddlers to examine their emotions with the many affects of what happens when we are feeling our big emotions.

The children were involved in many different experiences which allowed them to express their emotions using artworks which are now displayed for our families to see.

We used techniques such as fly swapper painting to work on our feelings of frustration, also the children used their feet to paint a creation hanging in the toddler room. This showed the children that in times of big feelings after sometime they too fade.

We have began our under the sea journey for the month of August. We have created many displayed artworks, including our friendship fish tank that has been placed on the big window of the toddler room. The children used their feet to design octopuses and hand print painting to create fish and crazy crabs, they also used sponge technique painting to make bubbles for the fish tank.

Another experience included salt paintings that combined science with craft. Using water colours applied across the paper then sprinkling salt over the water paint creates a bubbling effect that makes the picture resemble ocean waves.

The toddler room children have loved all the ocean themed experiences which have extended into decorating and being creative in the toddler room

Over the next few weeks the toddler room children will be exploring seasons, spring, gardening and all things involving nature.


Miss Candice, Miss Britto & Miss Bella

Photos from our Toddler friends ☺



Message from our Tweenie Room.

In the month of June the Tweenies explored the world of cooking.



Where we learnt about our food pyramid and all the different food groups. The children loved seeing what Miss Ainsley and Miss Zoe brought out to cook us a group for the day. The Tweenies got to cook all different types foods from muffins too making hot chocolate on a cold day, this topic really helps our Tweenies learn what is old for our bodies and what's not good but also helps them develop more of their self-help skills by getting them to help clean up after every experience and for them to wash their hands before every meal.

In the month of July we decided to expand the Tweenies creative skills by just making a month of different arts and crafts. The Tweenies loved doing a different art everyday starting from making our own locker tags with spray bottle paint to creating a flower out of egg cartons, this topic really lets the Tweenies creative side come to life as they can create whatever pattern or colour they want on their art work to make it their own, but it can also be really beneficial for the children development by helping to develop their hand eye coordination and fine motor skills and also let's their imagination come to life.

In the month of august we are focusing on ocean animals. The children are learning about all the different names of the sea animals and learning how they live in the water or on land. The Tweenies are learning all about these animals through different experiences like making all different animals like a paper plate stingray and egg carton turtle but we also worked together as a group to create our very own fish bowl and we named all the animals that went into it. Learning about ocean animals is really beneficial for the Tweenies as it gives them a sense of connection with the environment and what they need to look after when they are older.

Miss Ainsley and Miss Zoe 😊

Tweenies Photos ☺



Message from our Nursery Room.



We have had a really busy couple of Months in the Nursery Room.

The Nursery Children have been engaging in activities using our different types of animals and sea creatures. The children had containers with sand and rocks for the animals, the children picked up and moved the animals around, we encouraged the children to say the animal names "Shark" "Fish" "Cat" "Dog" etc.

We used items from our garden to use in our farm like grass, rocks, and wood chips.

We read books with animal pictures, making the sounds of the animals. Our Nursery Children engaged in our animal puppets which they were very interested in.

2.1 Children develop a sense of belonging to groups/communities and understanding of the reciprocal right and responsibilities necessary for activity community participation

5.1 Children interact verbally and non-verbally for a range of purposes.

In the Month of May we focus on an overall topic 'Learning through Play'.

Play is key to children's learning, development, confidence, and wellbeing. Variety in play is important because it helps with all areas of children's development.

Unstructured play and structure play are the main types of play, as children grown, the way they play changes.

Play is central to your child's learning and development. When your child plays, it gives them many ways and times to learn.

Play also helps your child:

Build confidence. Feel loved, happy, and safe. Understand more about how the world works.

Develops social skills, language, and communication. Develop physical skills. Throughout the Month the children explore. Creative play alone or with others, including arts and craft and musical games.

Imaginative games – Building cubbyhouse with the activity blocks/boxes/blankets. –

Play dress up with baby dolls. -Washing the animals after messy play using dirt.

Dreamtime Stories and then following it with music using tapping sticks and dance.

Throwing, catching, grabbing, and moving balls

Peek-a-boo games using the tunnel and blankets. Gentle tickles or objects with different texture develop the sense of touch using feathers, mud, and foam. Puzzles, Sensory Play activities. Tummy Time activities. Fine motor skills, Gross motor skills, Cognitive Development.

Throughout the Month of June, the children in the Nursery Room have been further exploring and expanding upon their gross motor skills. Tummy time helps babies to develop cognitive skills, core strength to prepare babies for rolling, crawling, sitting, and walking. The babies have been learning to roll from back to tummy to reach out and grab toys, learning to sit up with and without assistant using pillows.

The children have been doing different activities to encourage gross motor skills like catching balls, throwing balls into a box, popping bubbles, toys close for children to pull themselves up onto the brown box to stand, grab and play with.

We have been going outside on the veranda to use our activity mat climbing up and over, going down the slide and going under the tunnel. The children have been interested in the obstacle course using the mats, balance beams and pillows.

The babies and children had bells on their ankles and wrists to shake and kick to make sounds as we played music, danced, and wiggled around the room.

In the Month of July, the Nursery Children will be focusing on 'First words' to develop their language and communication skills. We will be doing cards with different pictures to help recognise different objects, animals, foods, and colours. We will be reading books "First Word" 'Farm and Pets' and 'Colour Books'.

We have been engaging in lots of different Nursery Rhymes during our group times and whilst the children are sitting and eating their meals. 'Twinkle Twinkle little star' 'Baa Baa Rainbow Sheep'

The Nursery educators have been doing some Puppet shows with our hand puppets to encourage the children to make sounds and sing-along. 'Old Mac Donald had a farm' '5 cheeky Monkeys'.

Arts And Craft activities we have been doing to go with our Nursery Rhymes and First Words, are stamps of ducks. Incy wincy feet painting, baa baa rainbow sheep with lots of different coloured paints with pom poms.

Throughout the Month of August, the Nursery Children explored the topic Transportation. The child got involved in lots of experiences to further develop their interest of different modes of Transport like creating their own craft pictures using vehicle stamps, using Oobezz to make construction site with Dump trucks, diggers and trucks with ladders. We had blue play- dough for out boats to sail on the water. During our group time we looked at our visual flash cards and sung new songs 'Down at the station' 'Row Row Row your boat' 'Early in the morning' ect. We used shaving foam to make roads and airports. This topic was a fun, exciting and an engaging topic for both children and educators.

Miss Shauni and Miss Chloe ☺

Nursery Room Photos :)😊

